

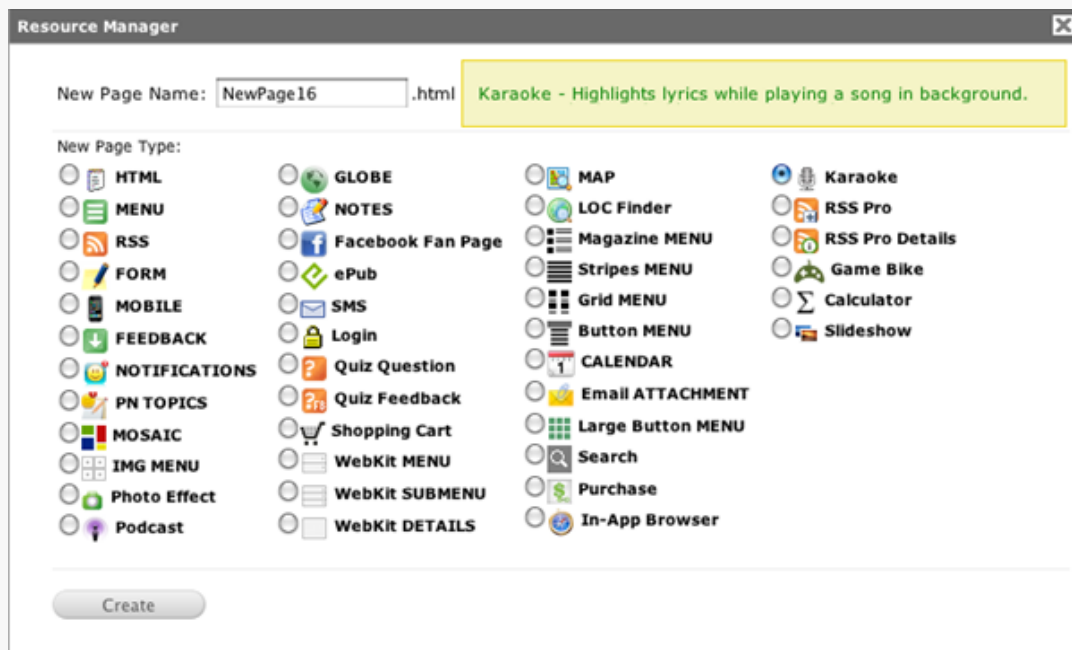
Karaoke Page Type

We are glad to inform you that we have added a new native page type, karaoke, to the ones we currently have available.

Add a Karaoke page to your app in order to bring even more interactivity to it.

In order to do so, follow the simple steps mentioned below:

- 1) Access your app's dashboard
- 2) Go to "Edit Pages"
- 3) Click on "+" / Add New Page and select Karaoke from the available list.



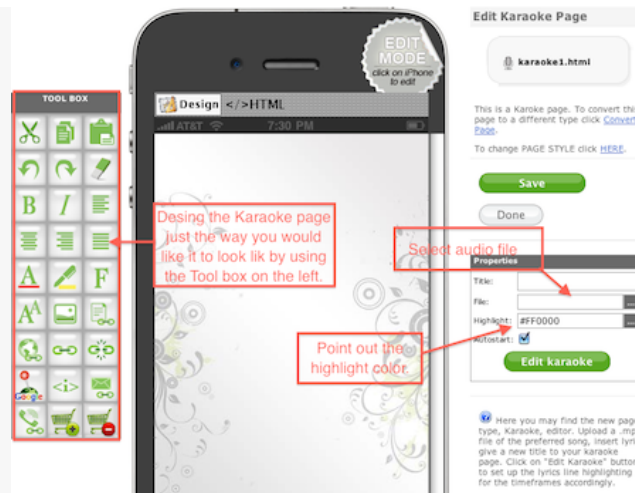
- 4) Click "Create" button to add the page to your app.
- 5) Now click "Edit" button next to the newly added karaoke page and begin designing it just the way you want it to look like.

Here are some tips upon how to operate with the Karaoke page type.

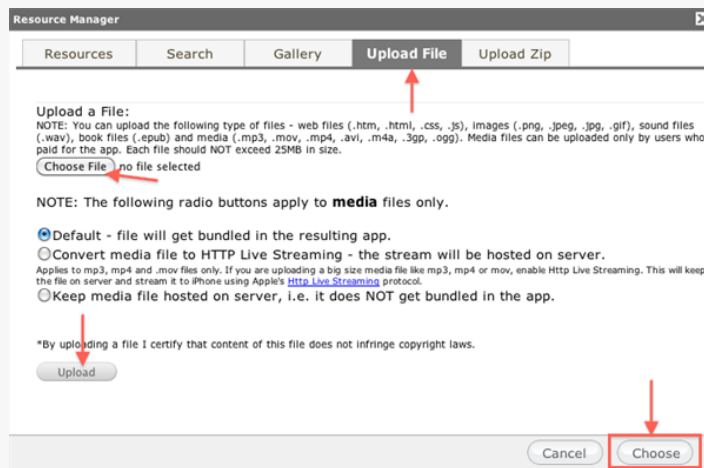
You may use the Tool Box on the left side of the page editor to customize its appearance by changing text fonts, color, adding images, etc.

Got to PAGE STYLE in order to change the background to a different color or add a background image.

In Properties section select the "Highlight" color, type in the title and select the audio file to be played.



When selecting the audio file, the Resource Manager will pop-up. Switch to Upload File tab -> Click on "Choose file" button and show the directory for the audio file. Once selected, click on "Upload" button and then "Choose".



Now, you need to insert the lyrics. Click on "Edit karaoke" and copy/paste the lyrics in the pop-up window.



You may notice that next to each line there is the start up and end time frames criteria. By mentioning the exact time when the lyrics start will activate the highlighting of each line. Here you will need to spend some time to point

out the timeframes correctly. Once ready, click on save button, in order to have the changes applied.

x 1	It's a little bit funny, this feeling inside	00:01:00	00:07:00
x 2	I'm not one of those who can easily hide	00:08:00	00:12:00
x 3	I don't have much money, but boy if I did	00:13:00	00:17:00
x 4	I'd buy a big house where we both could live	00:18:00	00:23:00
x 5	So excuse me forgetting, but these things I do	00:26:00	00:31:00
x 6	See I've forgotten if they're green or they're blue	00:32:00	00:37:00
x 7	Anyway the thing is what I really mean	00:38:00	00:42:00
x 8	Yours are the sweetest eyes I've ever seen	00:43:00	00:47:00
x 9	And you can tell everybody this is your song	00:50:00	00:55:00
x 10	It may be quite simple, but now that it's done	00:56:00	01:01:00
x 11	I hope you don't mind, I hope you don't mind that I put down in words	01:12:00	01:20:00
x 12	How wonderful life is now you're in the world	01:21:00	01:26:00
x 13	If I was a sculptor, but then again no	01:29:00	01:33:00
x 14	Or a girl who makes potions in a traveling show	01:34:00	01:39:00
x 15	I know it's not much, but it's the best I can do	01:40:00	01:45:00
x 16	My gift is my song, and this one's for you	01:46:00	01:50:00
x 17	And you can tell everybody this is your song	01:53:00	01:58:00
x 18	It may be quite simple, but now that it's done	01:59:00	02:04:00
x 19	I hope you don't mind, I hope you don't mind that I put down in words	02:05:00	02:13:00
x 20	How wonderful life is now you're in the world	02:14:00	02:19:00

If finished editing the page, make sure to save all the changes here. Thus, click on "Save" button and then "Done".

Voila! You now have a newly added interactive karaoke page within your app. The last thing to do is to test the karaoke page. Access your application through AppsZero app, go to karaoke page and enjoy your creation.