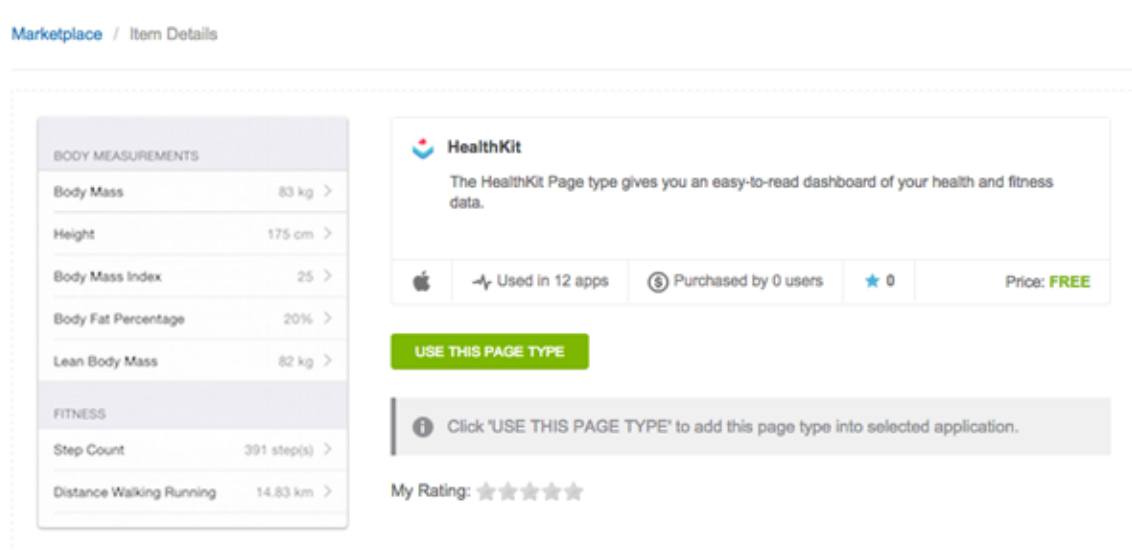


HealthKit Page Type Tutorial

HealthKit Page Type Tutorial

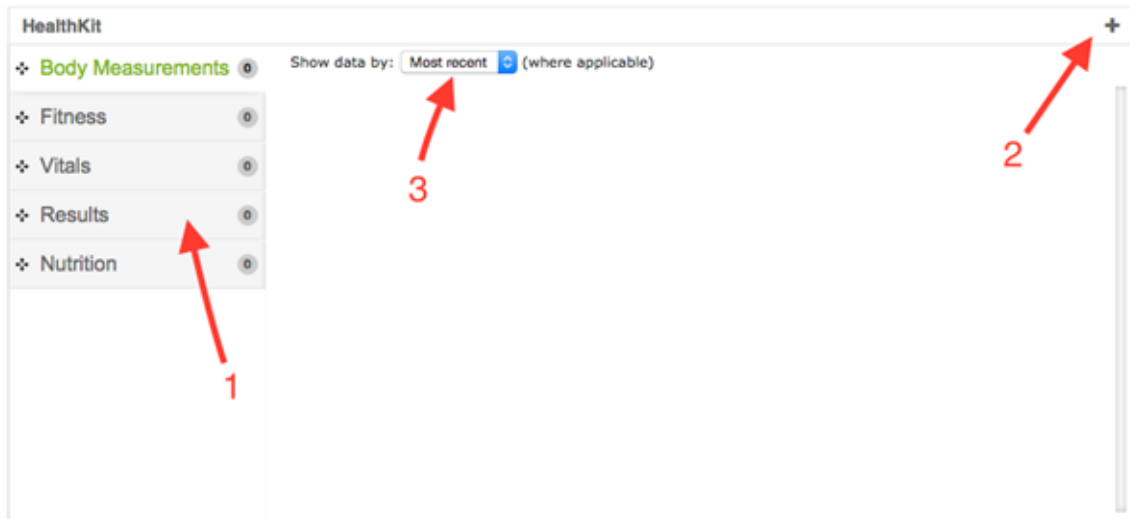
As you might now, iOS 8 has a new Feature called **Health**. This is a native App that gives you an easy-to-read dashboard of your health and fitness data. The HealthKit Page type that we have added allows you to manage the iOS Health App and its data from the Application you created on AppsZero website.

In order to add a new HealthKit Page in your app, go to "Edit Pages" menu then click on the "+" (Add New Page) button. From the list of the page types available, select HealthKit and click on the "create" button.



The screenshot displays the 'Marketplace / Item Details' page for the 'HealthKit' page type. On the left, there is a preview of the HealthKit dashboard with two sections: 'BODY MEASUREMENTS' and 'FITNESS'. The 'BODY MEASUREMENTS' section includes: Body Mass (83 kg), Height (175 cm), Body Mass Index (25), Body Fat Percentage (20%), and Lean Body Mass (82 kg). The 'FITNESS' section includes: Step Count (391 step(s)) and Distance Walking Running (14.83 km). On the right, the 'HealthKit' item details are shown, including a description: 'The HealthKit Page type gives you an easy-to-read dashboard of your health and fitness data.' Below the description, there are statistics: 'Used in 12 apps', 'Purchased by 0 users', and '0 stars'. The price is listed as 'FREE'. A green button labeled 'USE THIS PAGE TYPE' is prominently displayed. Below the button, a grey box contains an information icon and the text: 'Click 'USE THIS PAGE TYPE' to add this page type into selected application.' At the bottom, there is a 'My Rating' section with five empty star icons.

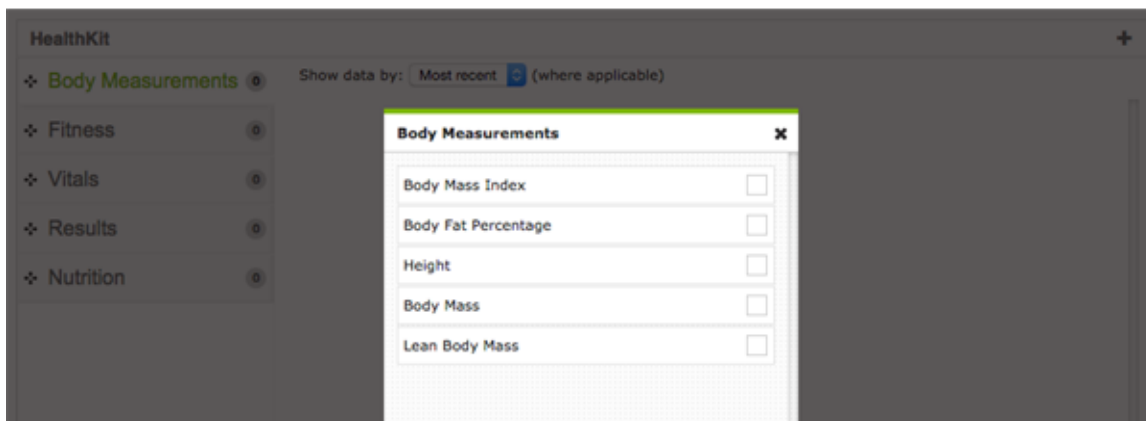
Once the page is added, you may proceed with editing it.



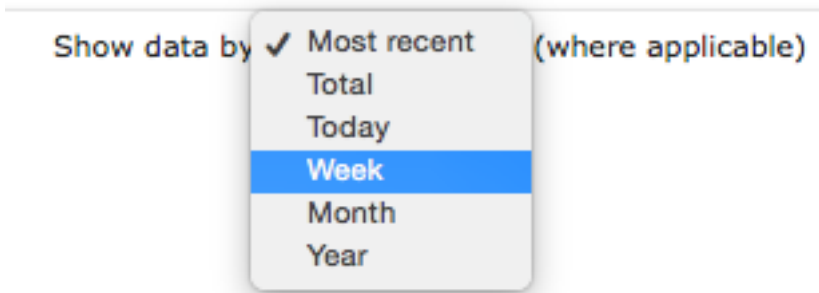
1) There are 5 Categories for which you may add different parameters. You

may drag the Categories and switch their places.

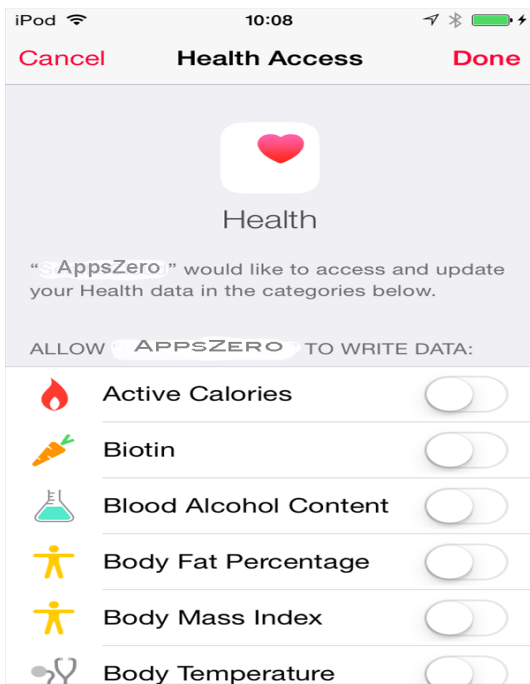
2) Here you may add the parameters you plan to use for each Category.



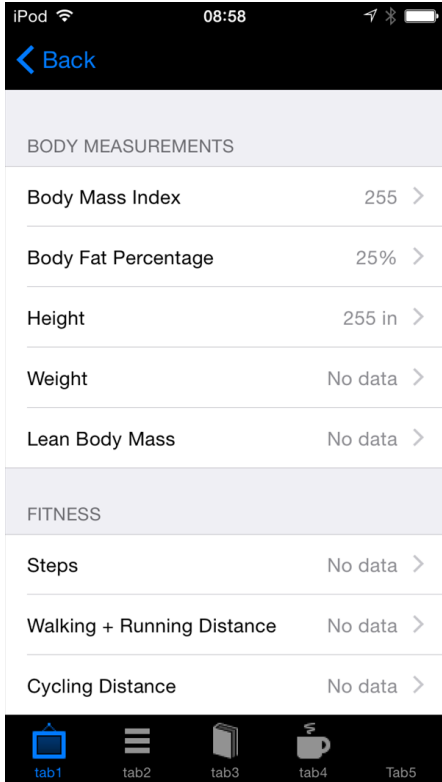
3) Choose how you want the data inputted on the device to be shown.



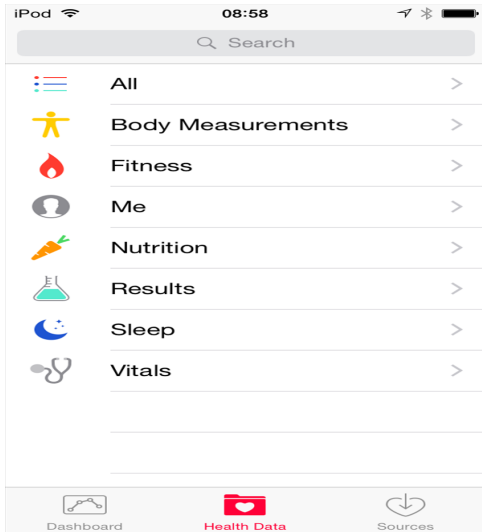
Once you open the HealthKit Page Type the first time on a device in the AppsZero App Previewer or in a published App, you will need to choose what data do you want to synchronize with the iOS Health App.



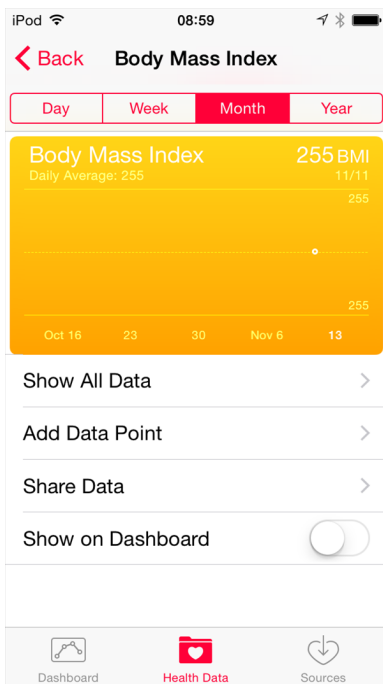
Once you are done, you can add entries for each Category in the Health Kit Page.



The data you add will automatically be synchronized with the Health App. You can anytime add new data. Also, if you make changes in the iOS Health App, they will automatically synchronize with the Health Kit Page type.



In the iOS Health App you may view the history of all inputted data. You may also view graphics stats.



Note:

* The HealthKit Page type is ONLY available on iPhone and iPod Touch devices which run on iOS 8 and higher. This page is not available for iPad or

Android devices.

* If you manually publish an Application with Health Kit Page type, make sure to enable Health Kit permission for the Bundle ID on Apple Developer website.

* This feature is not available in the current App Previewer version. It will be available in the next version (approximately 1 week).

