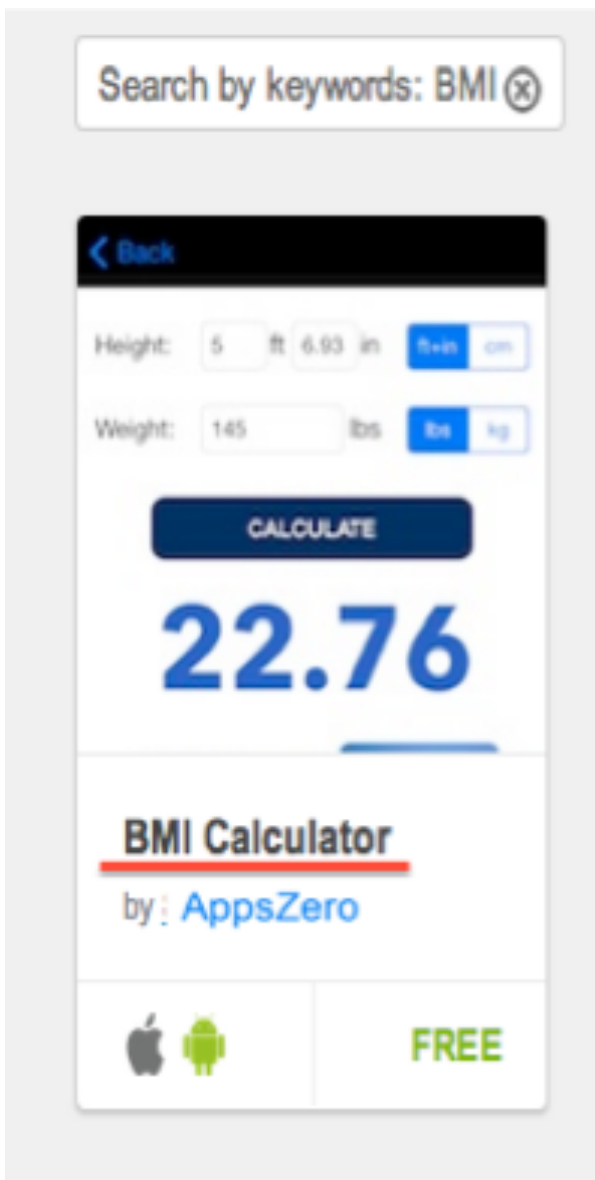


## Body Mass Index (BMI) - screening tool to identify possible weight problems

BMI is a number calculated from person's weight and height. Body Mass Index provides a reliable indicator of body fatness for most people and is used to screen for weight categories that may lead to health problems.

Easily you may integrate this page type with application related to the sport or healthy food. **1.** Find the BMI page from Marketplace and add it into your application you are working on.



Click on the item to create, name and add BMI Calculator page

type to your application.

The image shows two side-by-side screenshots. The left screenshot is a mobile app interface for a BMI calculator. It features a 'Back' button at the top left, input fields for 'Height: 5 ft 6.93 in' and 'Weight: 145 lbs', and unit selection buttons for 'ft/in/cm' and 'lbs/kg'. A large blue 'CALCULATE' button is centered, displaying the result '22.76' in large blue text. Below the result, there is a message: 'You are within normal bounds! See our Fitness Tips and Info for more details on how to become fit or stay that way.' accompanied by a small image of a lake and mountains. A 'CLEAR' button is at the bottom. The right screenshot shows the 'BMI Calculator' page type selection screen. It includes the app icon, title 'BMI Calculator', description 'Body mass index (BMI) adult men and women.', and developer 'by AppsZero'. It also shows platform icons (Apple and Android) and 'Used in 376'. A red arrow points from the 'lbs/kg' unit selector in the app screenshot to a green 'USE THIS PAGE TYPE' button on this screen. Below this button is an information icon and the text 'Click 'USE THIS PAGE'. At the bottom, there is a 'My Rating: ★★★★★' section.

New Page Name: | *name the page* .html

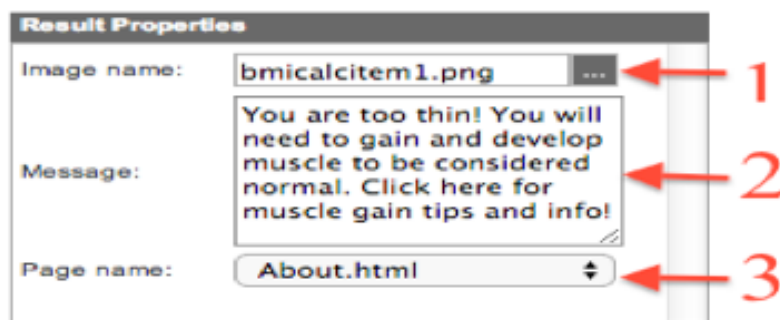
This screenshot shows the 'CREATE' dialog box. On the left, there is a smaller version of the BMI calculator app interface. A red arrow points from the 'CREATE' button in the dialog box to the app interface. The dialog box has a green 'CREATE' button and a grey 'CANCEL' button. A large grey arrow points from the app interface towards the right.

2. Once you've created the page you may edit it.



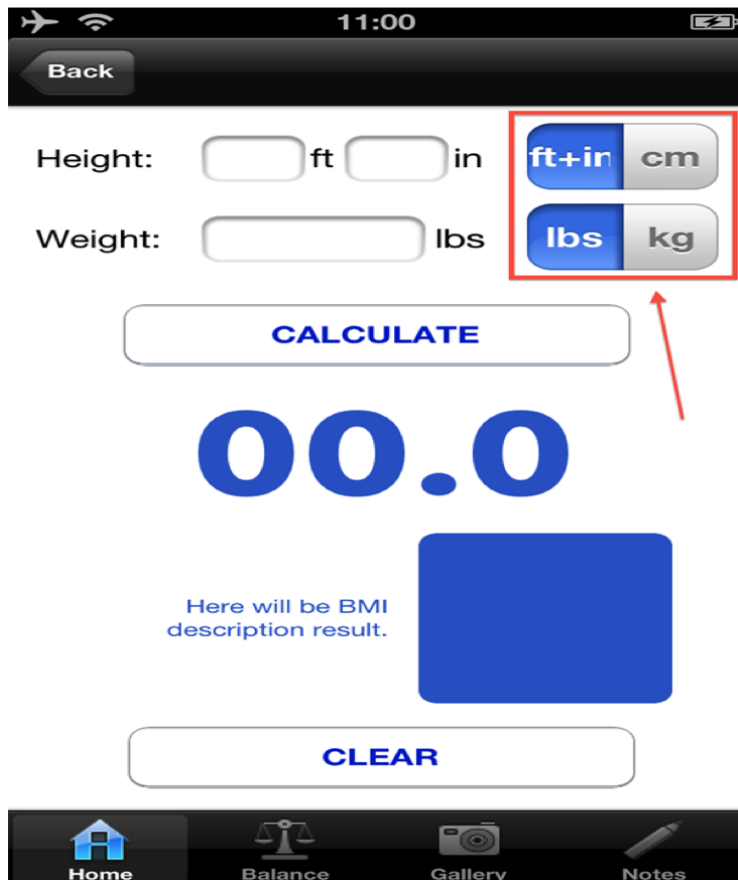
**3.** You may alter Result Properties for every BMI Condition. For that choose one of the formula

from Conditions and edit it in Result Properties.



**3.1. Image Name:** Here you may insert an image which will be shown in the square. **3.2. Message:** Message will appear to serve with the information about the Body Mass Index. **3.3. Page Name:** Once you click on the message you may link to a page that describes current BMI and advices about healthy life style. It is up to you what page you link with and what will be shown in it.

4. Test BMI page type to see if everything is working as expected. Moreover, on the previewer you will see 2 alternatives to calculate the BMI: metric version(kg; cm) and english version(ft+in; lbs).



5. Enjoy editing this stunning feature for your application. **\*Note:** This page type is available for both platforms: iOS and Android.